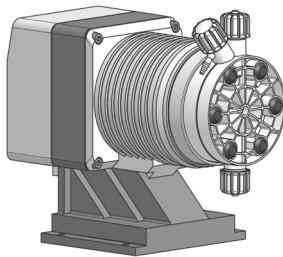
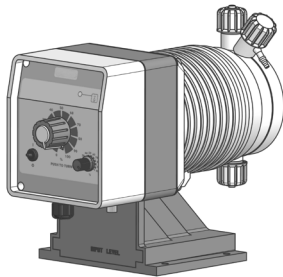


# "AMS" series Metering Pumps

# Data Sheet

## "AMSA Self Venting"

### Configuration code



Power supply: 230 VAC (190÷265 VAC)  
 Power supply: 115 VAC (90÷135 VAC)  
 Power supply: 24 VAC (20÷32 VAC)  
 Power supply: 12 VDC (10÷16 VDC)

MODELS			
Code AMS	Code AMSA	MOD.	DESCRIPTION
MO	MA	"CO"	Constant pump with stroke speed (frequency) adjustment and stroke length adjustment.
ML	SL	"CL"	Constant pump with level control, stroke speed (frequency) adjustment and stroke length adjustment.
MS	SA	"JS"	Constant-proportional pump driven by external digital signal, with level control: to each external pulse corresponds one pump stroke.
MP	AP	"PV"	Constant-proportional pump driven by external digital signal, with pulse divider mode (ratio 1 to 1000) and level control.
PM	VA	"PVM"	Constant-proportional pump driven by external digital signal, level control, with pulse divider mode (ratio 1 to 100) and multiplier mode (ratio 1 to 10).
MI	SI	"IC"	Constant-proportional pump driven by current signal (0/4mA=0 pulses; 20mA=max pulses) and level control.

CAPACITY					
AMS			Delivery hose (PVDF)	Suction hose	Pump head mod.
2505	5 l/h at 25 bar	1.32 GPH at 362 PSI	4 x 6	4 x 6	L
1510	10 l/h at 15 bar	2.64 GPH at 217 PSI	4 x 6	4 x 6	M
1015	15 l/h at 10 bar	3.96 GPH at 145 PSI	6 x 8	6 x 8	M
0720	20 l/h at 7 bar	5.28 GPH at 101 PSI	6 x 8	6 x 8	N
0340	40 l/h at 3 bar	10.56 GPH at 43 PSI	8 x 10	8 x 12	S
0260	60 l/h at 2 bar	15.85 GPH at 29 PSI	8 x 10	8 x 12	T
AMSA			Delivery hose (PVDF)	Suction hose	Pump head mod.
253.2	3.2 l/h at 25 bar	0.85 GPH at 362 PSI	4 x 6	4 x 6	LA
1506	6 l/h at 15 bar	1.59 GPH at 217 PSI	4 x 6	4 x 6	MA
1010	10 l/h at 10 bar	2.64 GPH at 145 PSI	6 x 8	6 x 8	MA
0713	13 l/h at 7 bar	3.43 GPH at 101 PSI	6 x 8	6 x 8	NA

Model **A MO 2505 K 00 00**

POWER SUPPLY	
00	230 VAC Schuko plug
05	230 VAC australian plug
01	230 VAC without plug
03	115 VAC US plug
04	24 VAC without plug
05	12 VDC *
07	24 VDC

\* On some models only.

LIQUID ENDS								
	HEAD	ORINGS	VALVE		DIAPHRAGM	HOSES		VISCOSITY Max CPS
			Body	Balls		Delivery	Suction	
K	PVDF	Viton ®	PVDF	Ceramic	PTFE	PVDF	PVC	100
P	PVDF	EPDM	PVDF	Ceramic	PTFE	PVDF	PVC	100
W	PVDF	Nytrile	PVDF	Ceramic	PTFE	PVDF	PVC	100
T	PVDF	Viton ® + PTFE	PVDF	Ceramic	PTFE	PVDF	PVC	100
S	PVDF	Silicone	PVDF	Ceramic	PTFE	PVDF	PVC	100
A	Acrylic	Viton ®	Polypropylene	Ceramic	PTFE	PVDF	PVC	100
Z	SS	Viton ®	SS	SS	PTFE	N/A	N/A	100
\$	Acrylic	Viton ®	Polypropylene	SS + Hastelloy spring	PTFE	Polyethylen	PVC	8000 *

Viton ® is a registered trademark DuPont Dow Elastomers.  
 \* Using high viscosity pump head mod. \$, pump output may results lower in some applications.

# "AMS" series Metering Pumps

# Data Sheet

## "AMSA Self Venting"

INFORMATION						
AMS	Strokes speed		Stroke length range reliability	Power consumption at max flow (230 VAC)	Power consumption at max flow (115 VAC)	Weight
	min	max				
2505	12	120	from 30% to 100%	42 Watt	24 Watt	9 Kg (19.8 Lbs)
1510	12	120				
1015	12	120				
0720	12	120				
0340	12	120				
0260	13	130				
AMSA	Strokes speed		Stroke length range reliability	Power consumption at max flow (230 VAC)	Power consumption at max flow (115 VAC)	Weight
	min	max				
253.2	12	120	from 30% to 100%	42 Watt	24 Watt	9 Kg (19.8 Lbs)
1506	12	120				
1010	12	120				
0713	12	120				

MORE INFORMATION								
AMS	Flow				cc per Stroke		Max injection pressure	
	min cc/h	max l/h	Min GPH	Max GPH	min	max	bar	PSI
	2505	150	5	0,039	1.32	0,21	0.70	25
1510	300	10	0,079	2.64	0,42	1.4	15	217
1015	450	15	0,118	3.96	0,62	2.08	10	217
0720	600	20	0,158	5.28	0,83	2.8	7	101
0340	1200	40	0,317	10.56	1,67	5.6	3	43
0260	1800	60	0,475	15.85	2,31	7,7	2	29
AMSA	Flow				cc per Stroke		Max injection pressure	
	min cc/h	max l/h	Min GPH	Max GPH	min	max	bar	PSI
	253.2	96	3.2	0,025	0.85	0.13	0.44	25
1506	180	6	0,047	1.59	0.25	0.83	15	217
1010	300	10	0,079	2.64	0.48	1.39	10	217
0713	390	13	0,103	3.43	0.54	1.80	7	101

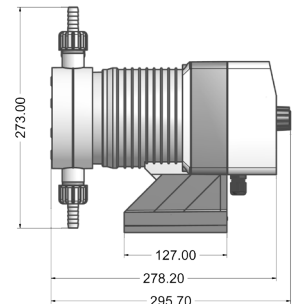
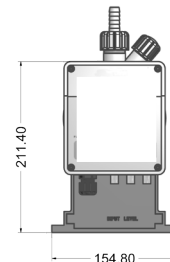
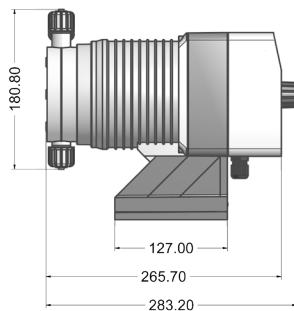
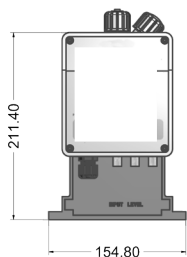
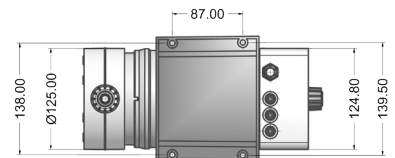
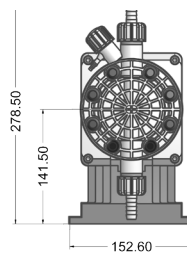
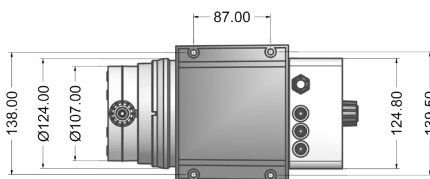
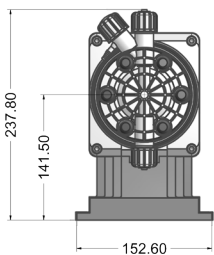
### IP65 enclosure (NEMA4x)

AMS ANALOG metering pumps are manufactured in moulded glass filled and Polypropylene housing to ensure protection against aggressive chemicals and tough environment.

### ENVIRONMENT:

-10°C - +45°C (14°F - 113°F)

### "N" - "P" PUMP HEAD



Measurement unit: mm

**EMEC**

ISO 9001:2008  
ISO 14001:2004  
OHSAS 18001:2007



Via Donatori di sangue, 1 - 02100 Vazia (RI) - Italy  
Tel. +39 0746 2284 1 - Tel. +39 0746 1725114 - Fax +39 0746 2284 2 - <http://www.emec.it>

Specifications subject to change without notice.  
ENG R1-06-10